

# ATQR

## TIME DELAY/CLASS CC



### TAKE CONTROL OF FAULT CURRENTS HEADED FOR YOUR CONTROL TRANSFORMER

ATQR small-dimension fuses feature time delay characteristics ideally suited for the high inrush currents of control transformers, solenoids, and similar inductive loads. The newest member of our Amp-trap 2000® family of fuses - ATQR fuses provide superior protection for the branch circuits of electrical distribution systems.

#### Features/Benefits

- **Time delay** for control transformer inrush loads without nuisance opening
- **Highly current limiting** for low peak let-thru current
- **Rejection-style design** prevents replacement errors (when used with recommended fuse blocks)
- **High-visibility orange label** ensures instant recognition, and simplifies replacement
- **Metal-embossed date and catalog number** for traceability and lasting identification
- **Fiberglass body** provides dimensional stability in harsh industrial settings
- **High-grade silica filler** ensures fast arc quenching and high current limitation

#### HIGHLIGHTS:

- Time Delay
- Best Choice for Small Transformer Protection
- Most Current-Limiting

#### APPLICATIONS:

- Control Transformers
- Solenoids
- Inductive Loads
- Lighting, Heating & General-purpose Loads

#### Ratings

- **AC:** 1/10 to 30A 600VAC, 200kA I.R.
- **DC:** 1/10 to 30A300VDC, 100kA I.R.

#### Approvals

- UL Listed to Standard 248-4
- DC Listed to UL Standard 248
- CSA Certified to Standard C22.2 No. 248.4



# TIME DELAY/CLASS CC FUSES

ATQR

## Standard Fuse Ampere Ratings, Catalog Numbers

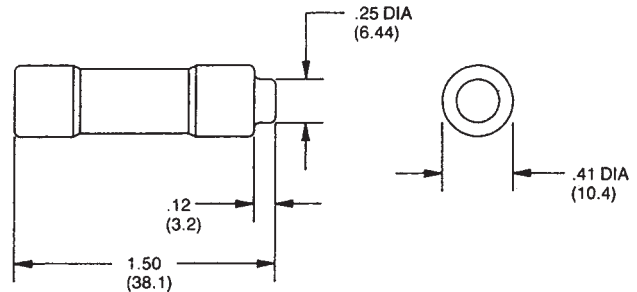
AMPERE RATING	CATALOG NUMBER	AMPERE RATING	CATALOG NUMBER	AMPERE RATING	CATALOG NUMBER	AMPERE RATING	CATALOG NUMBER
1/10	ATQR1/10	8/10	ATQR8/10	2-8/10	ATQR2-8/10	7-1/2	ATQR7-1/2
1/8	ATQR1/8	1	ATQR1	3	ATQR3	8	ATQR8
3/16	ATQR3/16	1-1/8	ATQR1-1/8	3-2/10	ATQR3-2/10	9	ATQR9
2/10	ATQR2/10	1-1/4	ATQR1-1/4	3-1/2	ATQR3-1/2	10	ATQR10
1/4	ATQR1/4	1-4/10	ATQR1-4/10	4	ATQR4	12	ATQR12
3/10	ATQR3/10	1-1/2	ATQR1-1/2	4-1/2	ATQR4-1/2	15	ATQR15
4/10	ATQR4/10	1-6/10	ATQR1-6/10	5	ATQR5	17-1/2	ATQR17-1/2
1/2	ATQR1/2	1-8/10	ATQR1-8/10	5-6/10	ATQR5-6/10	20	ATQR20
6/10	ATQR6/10	2	ATQR2	6	ATQR6	25	ATQR25
3/4	ATQR3/4	2-1/4	ATQR2-1/4	6-1/4	ATQR6-1/4	30	ATQR30
		2-1/2	ATQR2-1/2	7	ATQR7		

A

## Recommended ATQR Class CC Primary Fuses For Single Phase Control Transformers

TRANS VA	PRIMARY		ATOR AMPS	TRANS VA	PRIMARY		ATOR AMPS
	VOLTS	FLA			VOLTS	FLA	
25	600	0.04	1/10	300	600	0.50	1-1/8
	480	0.05	1/10		480	0.63	1-1/2
	240	0.10	2/10		240	1.25	2-1/2
	208	0.12	1/4		208	1.44	3
	120	0.21	4/10		120	2.5	5*
50	600	0.08	1/4	500	600	0.83	1-1/2
	480	0.10	1/4		480	1.04	2
	240	0.21	4/10		240	2.08	4*
	208	0.24	1/2		208	2.40	6*
	120	0.42	6/10		120	4.17	10*
75	600	0.13	1/4	750	600	1.25	2-1/2
	480	0.16	3/10		480	1.56	3
	240	0.31	1/2		240	3.13	7*
	208	0.36	3/4		208	3.61	8*
	120	0.63	1		120	6.25	15*
100	600	0.17	3/10	1000	600	1.67	3
	480	0.21	4/10		480	2.08	4*
	240	0.42	6/10		240	4.16	10*
	208	0.48	1		208	4.81	12*
	120	0.83	1-1/2		120	8.33	20*
150	600	0.25	1/2	1500	600	2.50	5*
	480	0.31	1/2		480	3.13	7*
	240	0.63	1		240	6.25	10
	208	0.72	1-1/2		208	7.21	20*
	120	1.25	2-1/2		120	12.5	25*
200	600	0.33	1/2	2000	600	3.33	8*
	480	0.42	6/10		480	4.17	10*
	240	0.83	1-1/2		240	8.33	20+*
	208	0.96	2		208	9.62	20+*
	120	1.67	3				
250	600	0.42	6/10	3000	600	5.00	12+*
	480	0.52	1-1/8		480	6.25	15+*
	240	1.04	2		240	12.5	30+*
	208	1.2	3				
	120	2.08	4*				
5000	600	8.33	20+*	5000	600	8.33	20+*
	480	10.4	25+*		480	10.4	25+*

## Dimensions



## Recommended Fuse Blocks for Class CC Fuses

Number of Poles	ULTRASAFE™ Indicating Fuse Holder	Screw with Double Quick Connects	Pressure Plate with Double Quick Connects	Copper Box Connector
<b>ADDER</b>				
<b>1</b>	USCC1I	30310R	30320R	30350R
<b>2</b>	USCC2I	30311R	30321R	30351R
<b>3</b>	USCC3I	30312R	30322R	30352R
		30313R	30323R	30353R

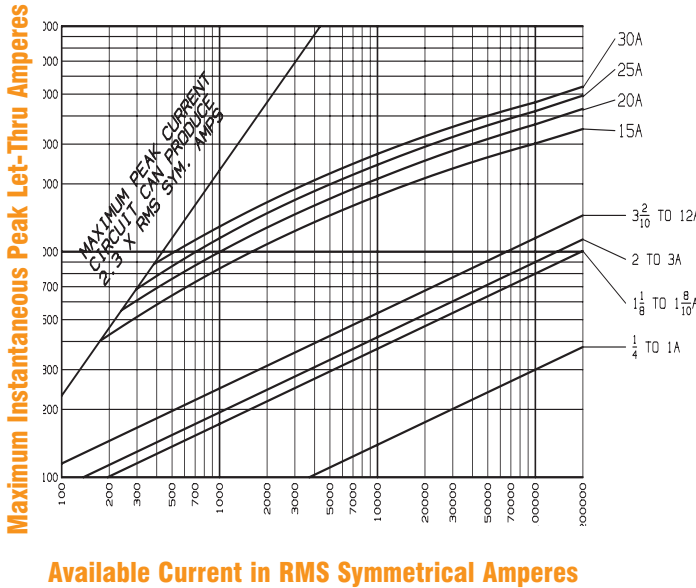
Primary fuses - If primary FLA is less than 2 amps, fuse may be 300% max. (500% for motor control). If primary FLA exceeds 2 amps but is less than 9 amps, fuse may not exceed 167% of primary FLA unless secondary protection is used, when it may be increased to 250%. Fuse sizes shown are based on approx. 40 x FLA for .01 sec.

- \* Secondary protection is required for these ratings.
- + Fuse will withstand 30 x FLA for .01 second
- ++ Fuse will withstand 25 x FLA for .01 second

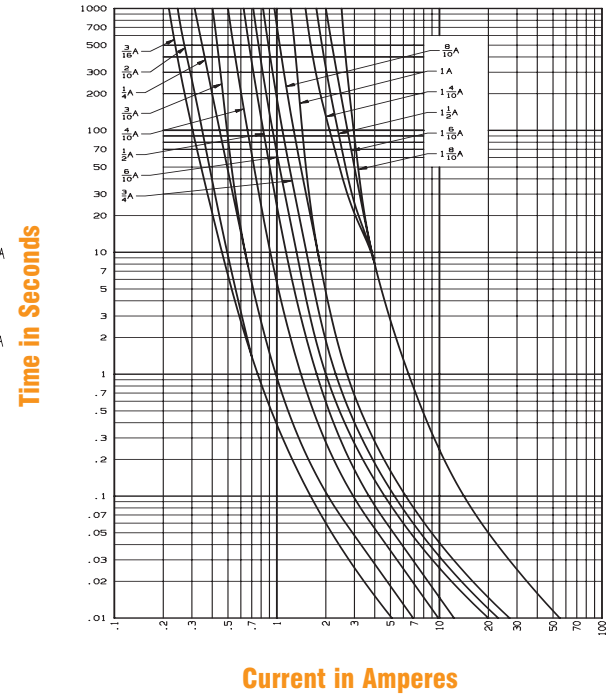
# TIME DELAY/CLASS CC FUSES

ATQR

Peak Let-Through Current Data—ATQR 1/4 to 30, 600 Volts AC



Melting Time-Current Data ATQR 3/16 to 1-8/10, 600 Volts



Melting Time-Current Data ATQR 2 to 30, 600 Volts AC

